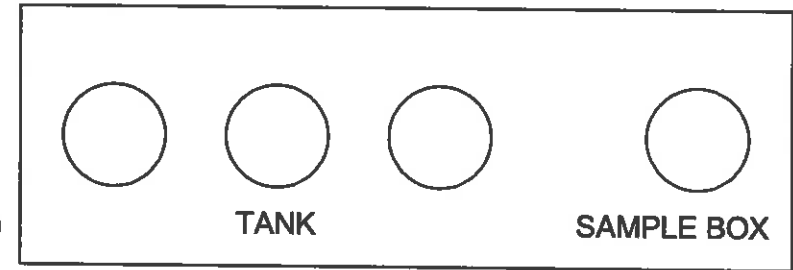
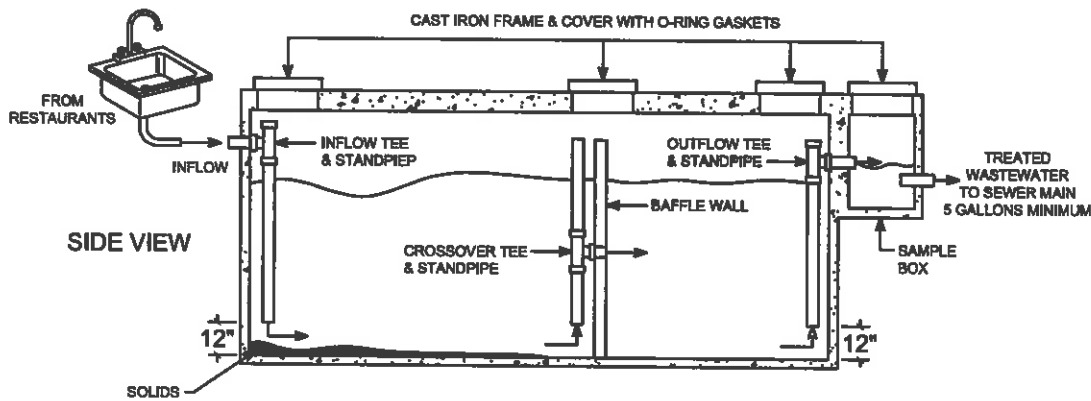


GREASE INTERCEPTOR TANK WITH SAMPLE BOX


REQUIREMENTS:

1. SIZE AND LOCATION OF INTERCEPTOR TO BE APPROVED PRIOR TO INSTALLATION
 - A. GREASE INTERCEPTOR MUST BE APPROVED BY IAPMO.
2. INTERCEPTOR TO HAVE:
 - A. SAMPLE BOX.
 - B. SANITARY TEE; INSIDE SAMPLE BOX, DISCHARGE SIDE.
 - C. VENT.
 - D. CLEANOUTS PRIOR TO LATERAL CONNECTION.
 - E. MANHOLE AT EACH INTERNAL BAFFLE TUBE - NO MORE THAN 10' BETWEEN MANHOLES.
3. INSPECTION OF INTERCEPTOR.
 - A. ALL CONNECTIONS TO INTERCEPTOR TO BE INSPECTED BY CITY PRIOR TO BACKFILL.
 - B. INTERCEPTOR TO BE FILLED WITH WATER PRIOR TO INSPECTION, PER MANUFACTURERS INSTRUCTION OR REQUEST.

4. ALL MANHOLES AND SAMPLE BOXES TO BE INSTALLED A MINIMUM OF 1/2" ABOVE FINISH GRADE / PAVEMENT WITH A CONCRETE COLLAR A MINIMUM OF 18" AROUND ALL MANHOLE LIDS AND 12" DEEP.
5. CONCRETE COLLAR, SAMPLE BOX FITTING AND ALL EXTERIOR PIPING SUPPLIED BY INSTALLER.
6. TRAFFIC RATED 24" ROUND CAST IRON FRAME AND MANHOLES LID COVERS MARKED INTERCEPTOR. THE MANHOLE LID COVERS MUST NOT BE BOLTED OR CONTAIN BOLT HOLES. A PICK HOLE MUST BE PROVIDED FOR LID REMOVAL DURING INSPECTION.



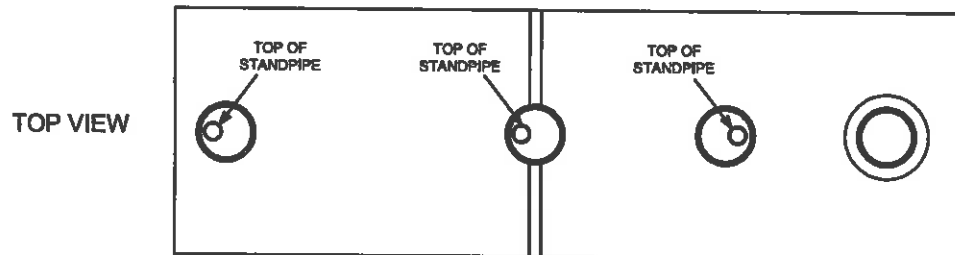
CONCRETE COLLAR DETAIL



PLAN VIEW



END VIEW



TOP VIEW

APPROVED	
<i>[Signature]</i> 8/31/21	
BUILDING OFFICIAL / DATE	
APPROVED FOR FOG PERMIT USAGE	
Digitally signed by Douglas Dancs	
Date: 2021.08.25 11:58:13 -07'00'	
DIRECTOR OF PUBLIC WORKS / DATE	
DRAWN BY: HN	CHECKED BY: NM

GREASE INTERCEPTOR TANK WITH SAMPLE BOX

SCALE: N.T.S.

DATE: APRIL 2021

ATTACHMENT: A

