



City of Cypress Fats, Oils, and Grease (FOG) Program Grease Interceptor Guidelines

! **Important:** Read ALL pages BEFORE installing any grease interceptor devices **!**

What is the FOG program?

The FOG program applies to all food service establishments (FSEs) that have been designated as generators of grease during the food preparation process. The program is intended to protect local waterways from sanitary sewer overflows caused by grease build up in the sanitary sewer. The program includes:

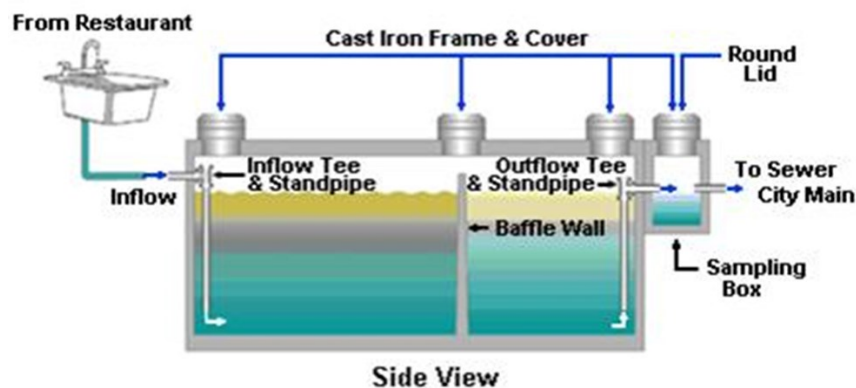
- Maintenance of all kitchen equipment
- Installation of adequate-sized grease control devices to collect generated grease
- Maintenance and cleaning of grease control devices
- Up to date record keeping (cleaning/servicing, maintenance, employee training)
- Facility inspections performed by the City inspector

FOG Program Inspections

Facilities with grease interceptors are inspected throughout the year to ensure proper maintenance of all grease control devices and to verify that kitchen best management practices are being implemented.

What is a Grease Interceptor?

A grease interceptor is an outdoor, underground multi-compartment tank that reduces the amount of pollution (FOG) in wastewater, before being discharged through the sanitary sewer system.



Grease Interceptor Installation Requirements

Each new grease interceptor that is installed to replace or upgrade an existing grease interceptor is required to meet all criteria in the current California Plumbing Code. **Please review all requirements before installing a grease interceptor.**

Requirements:

1. Size and location of interceptor to be approved prior to installation

MINIMUM tank size shall be 750 GAL.

2. Interceptor to have:

A. Sample box (MUST be installed)

B. Sanitary tee (inside sample box, discharge side)

C. Vent

D. Cleanout prior to lateral connection

E. Manhole at each internal baffle tube (no more than 10 feet between manholes)

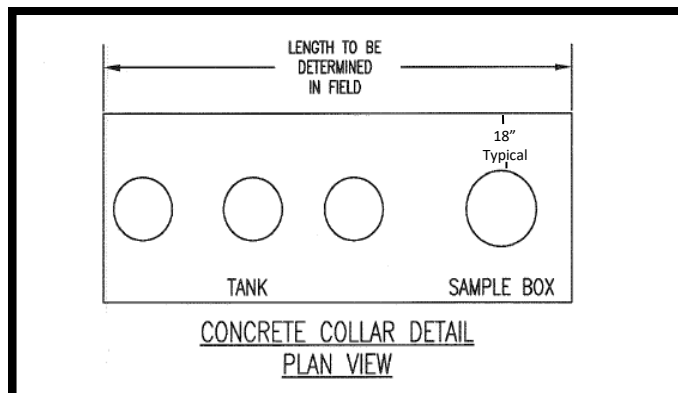
3. Grade/Pavement with a **CONCRETE COLLAR** (pictured below) a MINIMUM of 18" around all manhole lids and 12" deep.

*Concrete collar, sample box fitting, and all exterior piping supplied by installer

4. All manholes and sample boxes MUST be installed approximately 1/2" above finish grade with gentle slope to existing.

5. Inspection of Interceptor:

All connections to interceptor to be inspected by City prior to backfill, interceptor to be filled with water prior to inspection, per manufacturers instruction or request.



Example of Concrete Collar

Example of a Correctly Installed Grease Interceptor


Sample Box

Concrete Collar (at least 12" deep)

3 Lids

18"

18" Concrete Around Lids



* picture not to scale

